



Wayne County, IA

Iowa

Contents

Report Parameters	1
Economy Overview	2
Unemployment by Demographics	4
Historic & Projected Trends	8
Population Characteristics	12
Inbound and Outbound Migration	14
Industry Characteristics	16
Business Characteristics	21
Workforce Characteristics	23
Educational Pipeline	28
In-Demand Skills	29

Report Parameters

1 County

19185 Wayne County, IA

Class of Worker

QCEW Employees, Non-QCEW Employees, and Self-Employed

The information in this report pertains to the chosen geographical area.

Economy Overview

6,549

Population (2023)

Population **grew by 173** over the last 5 years and is projected to **grow by 214** over the next 5 years.

2,562

Total Regional Employment

Jobs **grew by 287** over the last 5 years and are projected to **grow by 347** over the next 5 years.

\$58.3K

Median Household Income (2022)

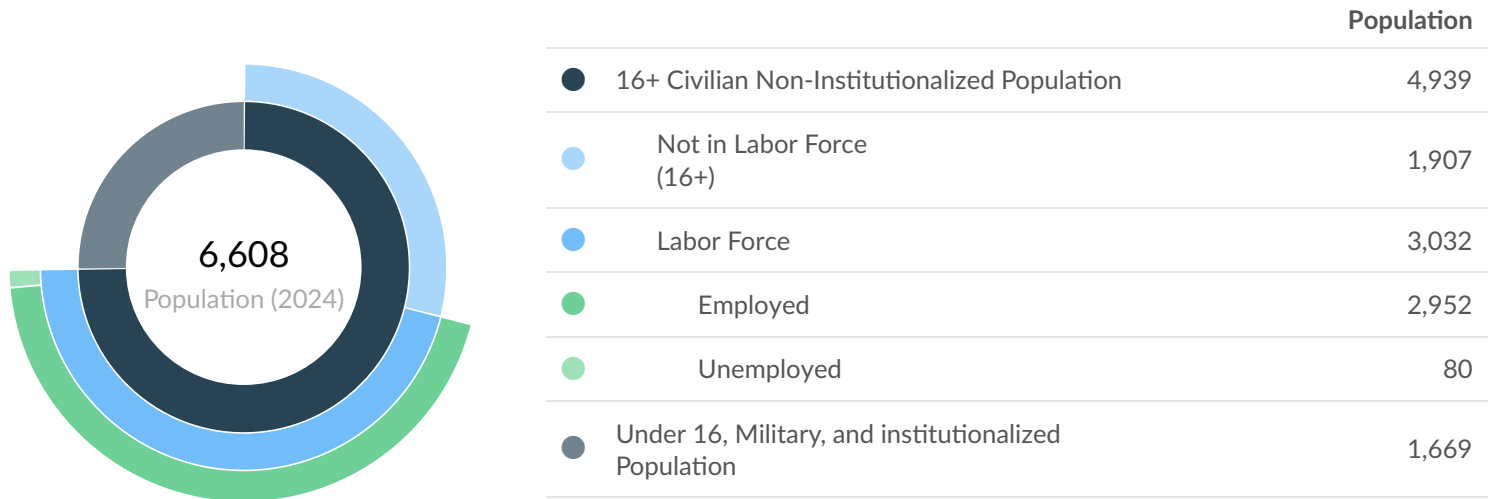
Median household income is **\$16.9K below** the national median household income of \$75.1K.

Takeaways

- As of 2023 the region's population **increased by 2.7%** since 2018, growing by 173. Population is expected to **increase by 3.3%** between 2023 and 2028, adding 214.
- From 2018 to 2023, jobs **increased by 12.6%** in Wayne County, IA from 2,275 to **2,562**. This change **outpaced the national growth rate of 4.3% by 8.3%**. As the number of jobs increased, the **labor force participation rate increased from 57.0% to 60.8% between 2018 and 2023**.
- Concerning educational attainment, **11.6% of Wayne County, IA residents possess a Bachelor's Degree** (9.6% below the national average), and **12.6% hold an Associate's Degree** (3.8% above the national average).
- The top three industries in 2023 are Education and Hospitals (Local Government), Other Electrical Equipment and Component Manufacturing, and Local Government, Excluding Education and Hospitals.

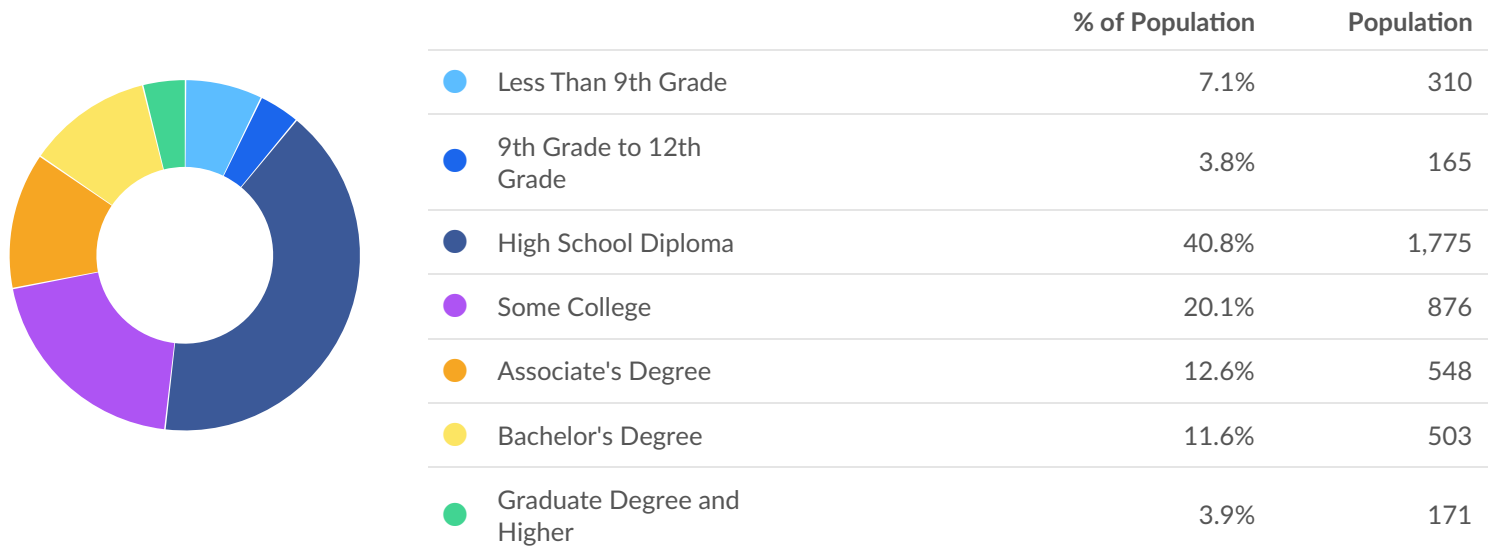
	Population (2024)	Labor Force (Mar 2024)	Jobs (2023)	Cost of Living	GRP	Imports	Exports
Region	6,608	3,032	2,562	96.8	\$377.74M	\$654.65M	\$608.04M
State	3,239,450	1,687,297	1,762,148	97.8	\$250.30B	\$246.33B	\$293.29B

Mar 2024 Labor Force Breakdown



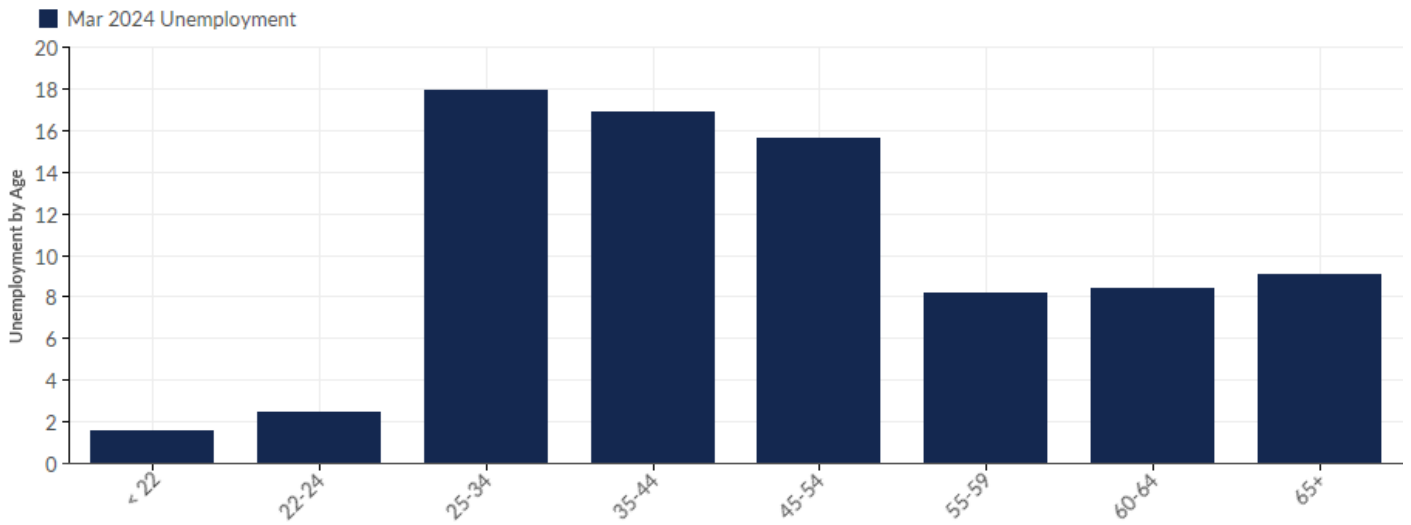
Educational Attainment

Concerning educational attainment, **11.6% of Wayne County, IA residents possess a Bachelor's Degree** (9.6% below the national average), and **12.6% hold an Associate's Degree** (3.8% above the national average).



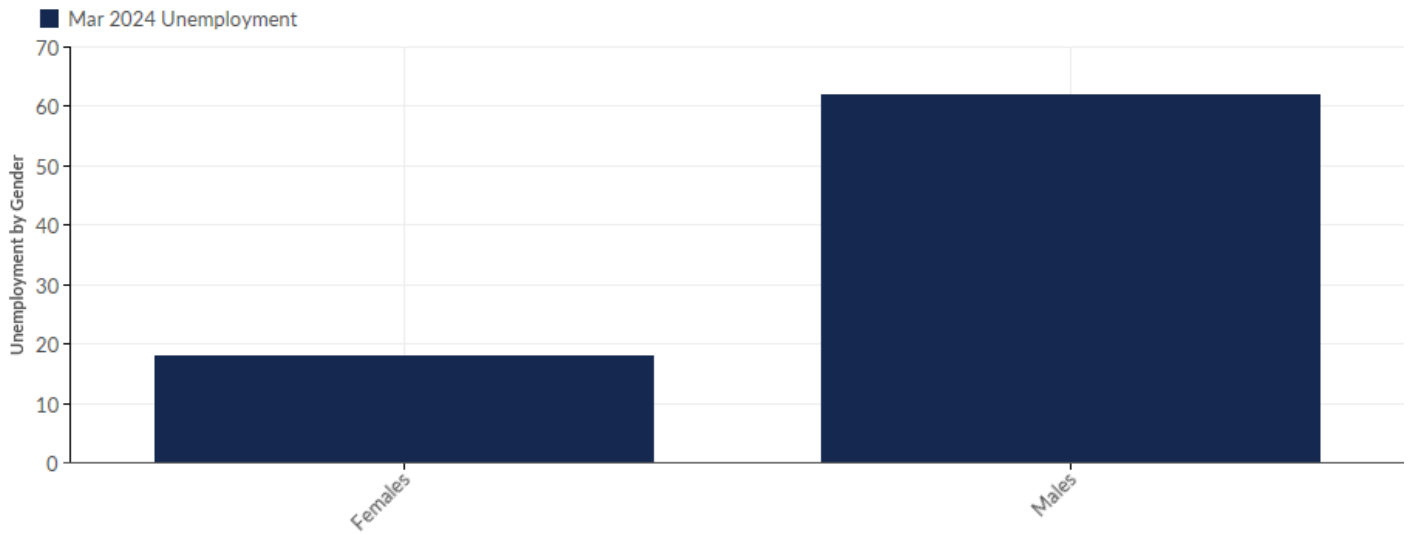
Unemployment by Demographics

Unemployment by Age



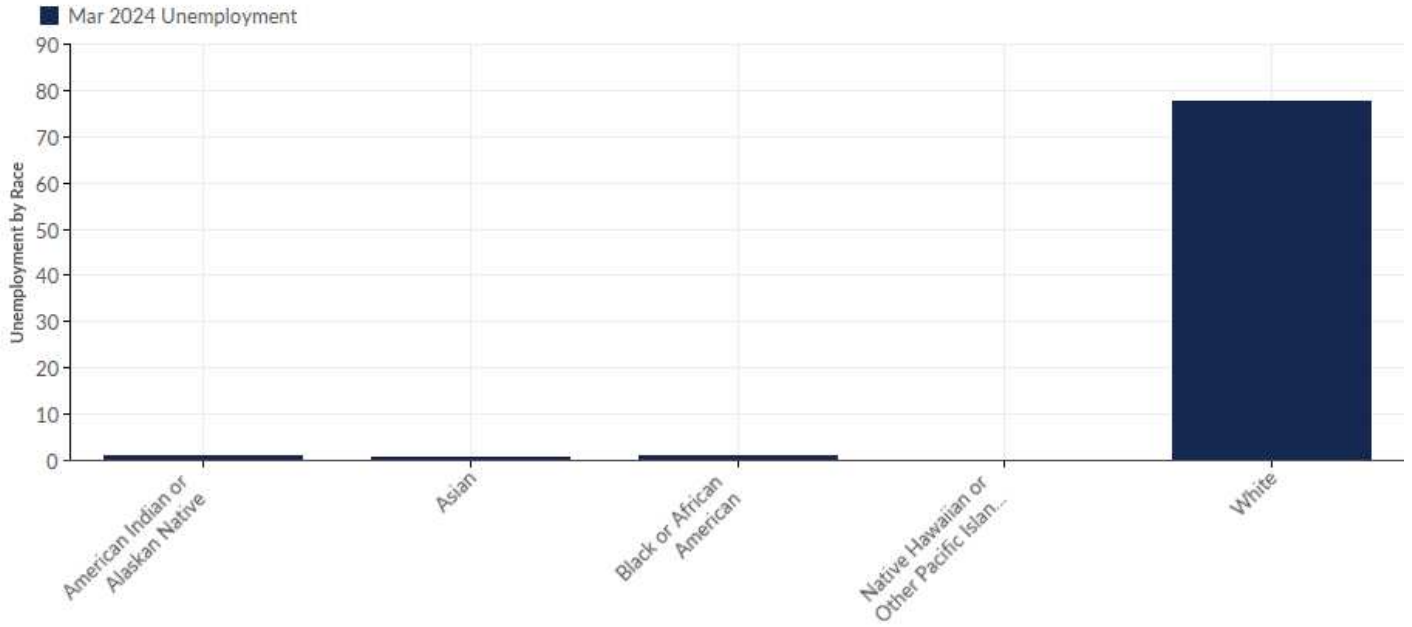
Age	Unemployment (Mar 2024)	% of Unemployed
< 22	2	2.50%
22-24	2	2.50%
25-34	18	22.50%
35-44	17	21.25%
45-54	16	20.00%
55-59	8	10.00%
60-64	8	10.00%
65+	9	11.25%
Total	80	0.00%

Unemployment by Gender



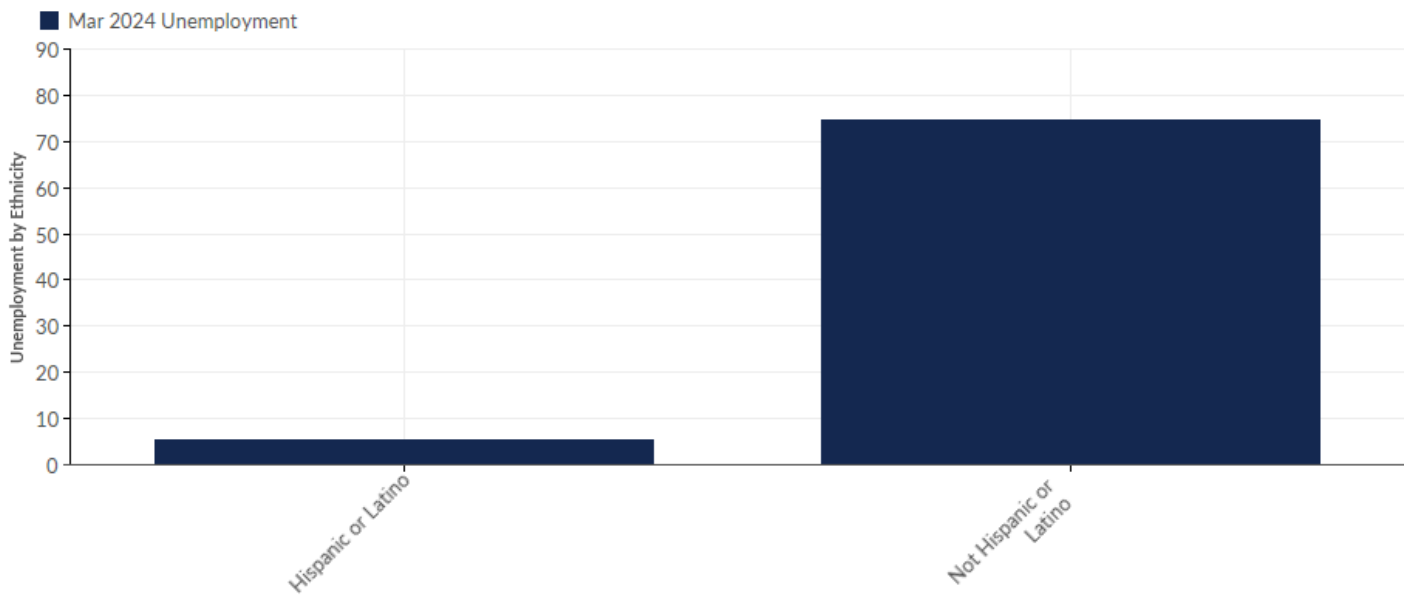
Gender	Unemployment (Mar 2024)	% of Unemployed
Females	18	22.50%
Males	62	77.50%
Total	80	0.00%

Unemployment by Race



Race	Unemployment (Mar 2024)	% of Unemployed
American Indian or Alaskan Native	1	1.25%
Asian	1	1.25%
Black or African American	1	1.25%
Native Hawaiian or Other Pacific Islander	0	0.00%
White	78	97.50%
Total	80	0.00%

Unemployment by Ethnicity

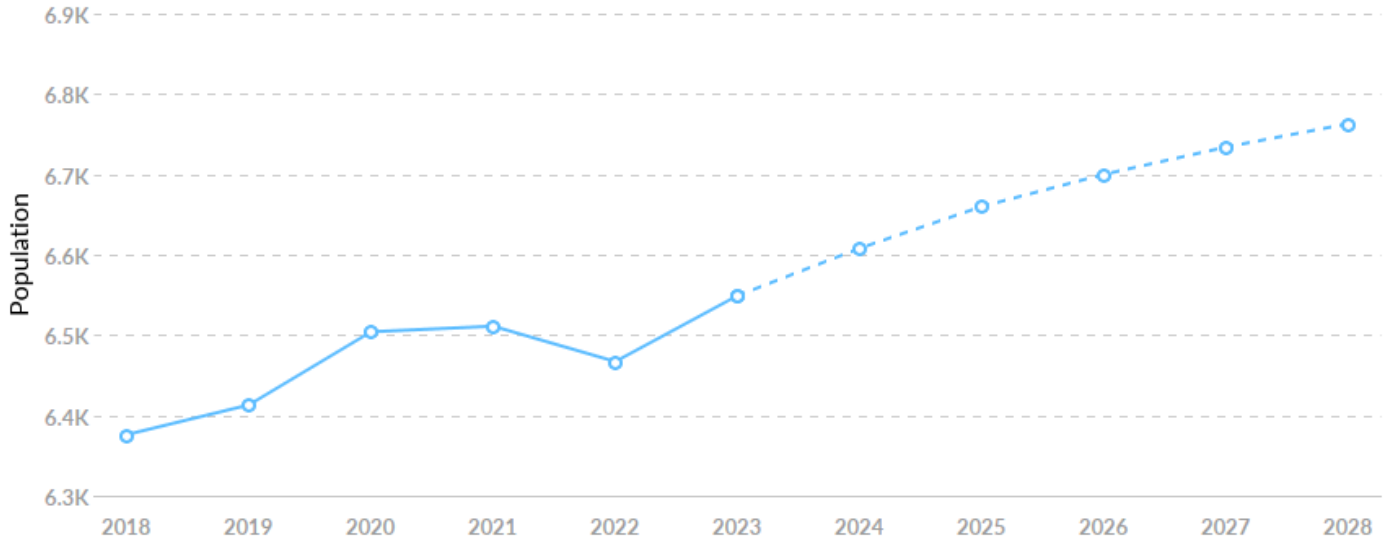


Ethnicity	Unemployment (Mar 2024)	% of Unemployed
Hispanic or Latino	5	6.25%
Not Hispanic or Latino	75	93.75%
Total	80	0.00%

Historic & Projected Trends

Population Trends

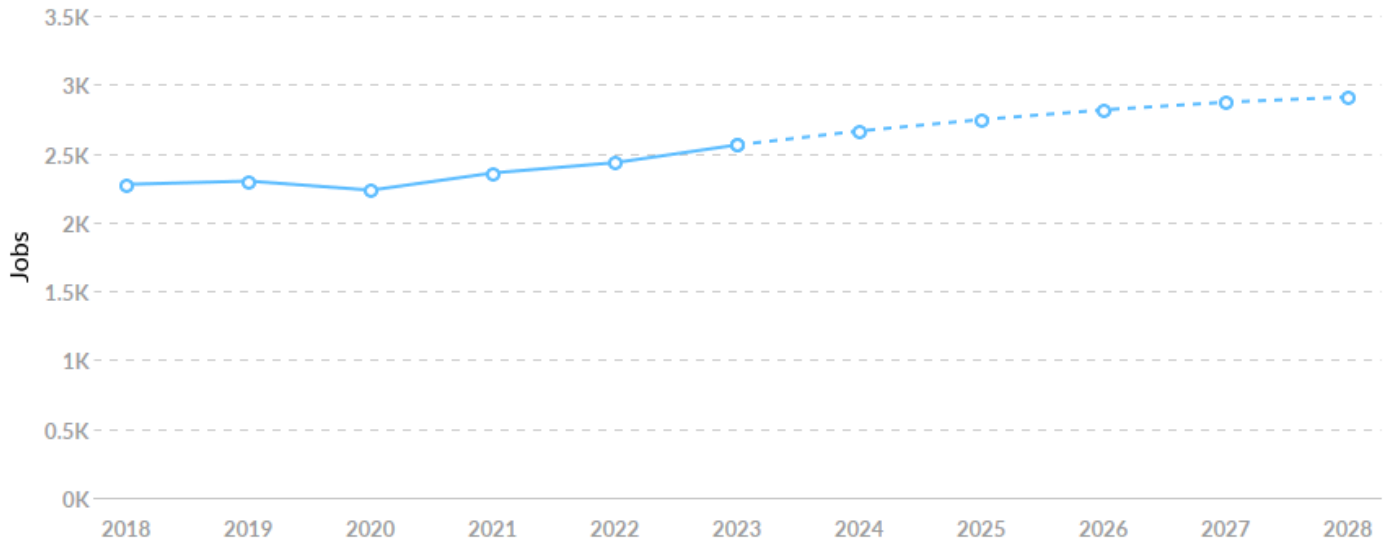
As of 2023 the region's population increased by 2.7% since 2018, growing by 173. Population is expected to increase by 3.3% between 2023 and 2028, adding 214.



Timeframe	Population
2018	6,376
2019	6,413
2020	6,504
2021	6,511
2022	6,467
2023	6,549
2024	6,608
2025	6,660
2026	6,700
2027	6,734
2028	6,763

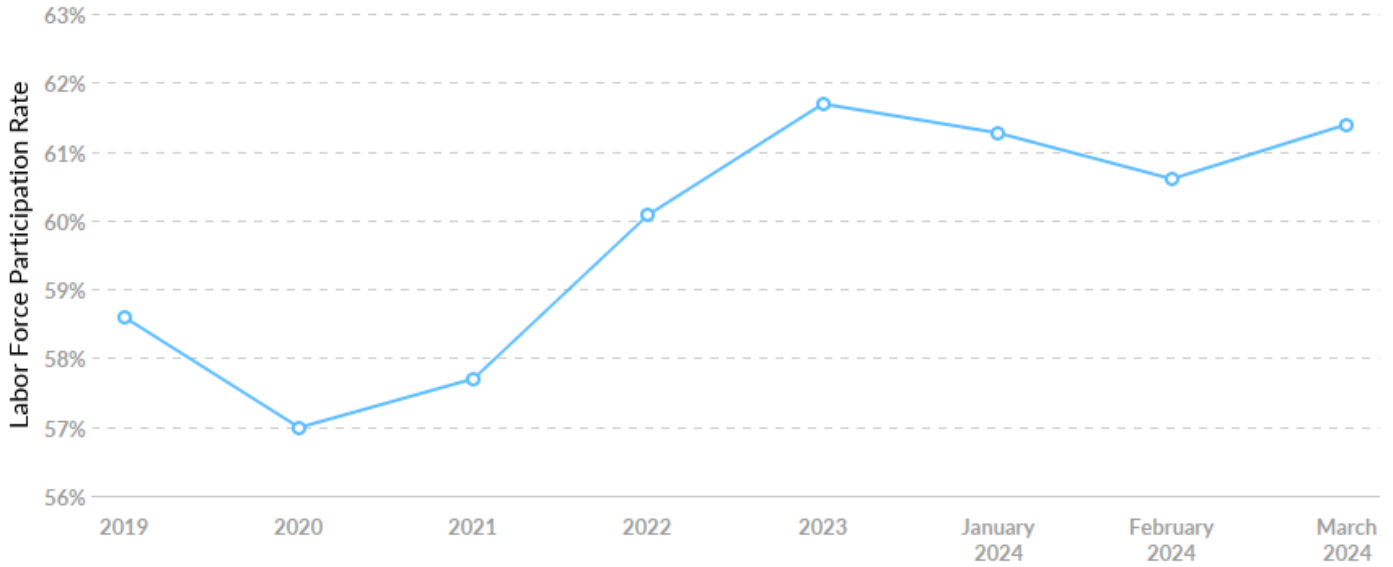
Job Trends

From 2018 to 2023, jobs increased by **12.6%** in Wayne County, IA from 2,275 to **2,562**. This change **outpaced the national growth rate of 4.3%** by **8.3%**.



Timeframe	Jobs
2018	2,275
2019	2,299
2020	2,233
2021	2,358
2022	2,433
2023	2,562
2024	2,663
2025	2,746
2026	2,816
2027	2,872
2028	2,909

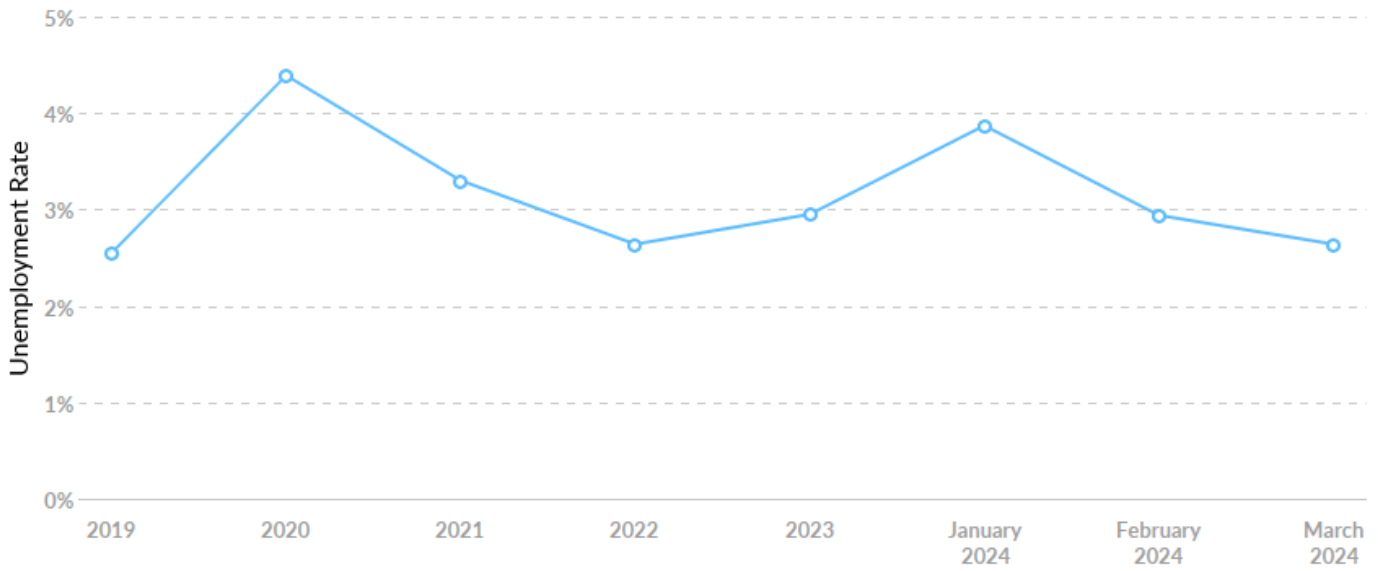
Labor Force Participation Rate Trends



Timeframe	Labor Force Participation Rate
2019	58.59%
2020	56.99%
2021	57.70%
2022	60.08%
2023	61.69%
January 2024	61.27%
February 2024	60.60%
March 2024	61.39%

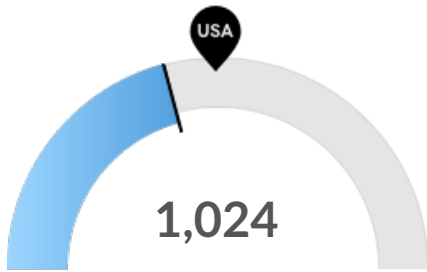
Unemployment Rate Trends

Wayne County, IA had a March 2024 unemployment rate of 2.64%, **increasing from 2.55%** 5 years before.



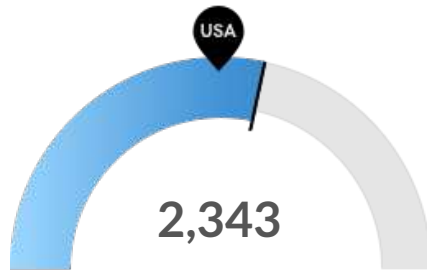
Timeframe	Unemployment Rate
2019	2.55%
2020	4.39%
2021	3.30%
2022	2.64%
2023	2.95%
January 2024	3.87%
February 2024	2.94%
March 2024	2.64%

Population Characteristics



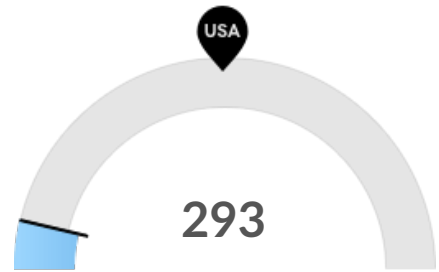
Millennials

Wayne County, IA has 1,024 millennials (ages 25-39). The national average for an area this size is 1,315.



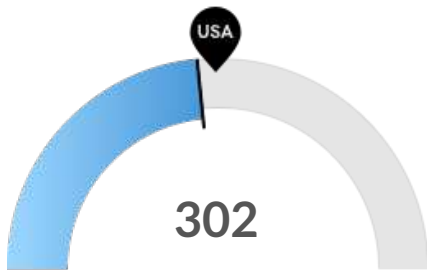
Retiring Soon

Retirement risk is high in Wayne County, IA. The national average for an area this size is 1,938 people 55 or older, while there are 2,343 here.



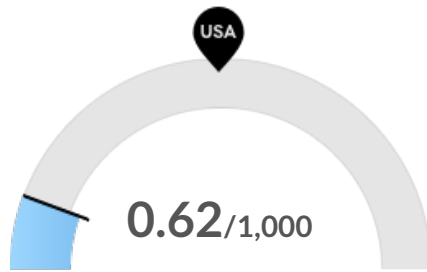
Racial Diversity

Racial diversity is low in Wayne County, IA. The national average for an area this size is 2,659 racially diverse people, while there are 293 here.



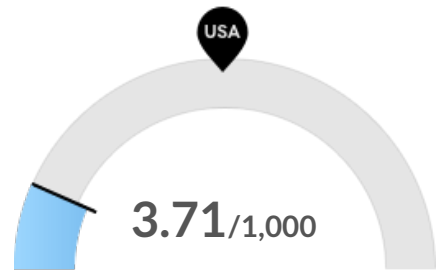
Veterans

Wayne County, IA has 302 veterans. The national average for an area this size is 331.



Violent Crime

Wayne County, IA has 0.62 violent crimes per 1,000 people. The national rate is 3.6 per 1,000 people.

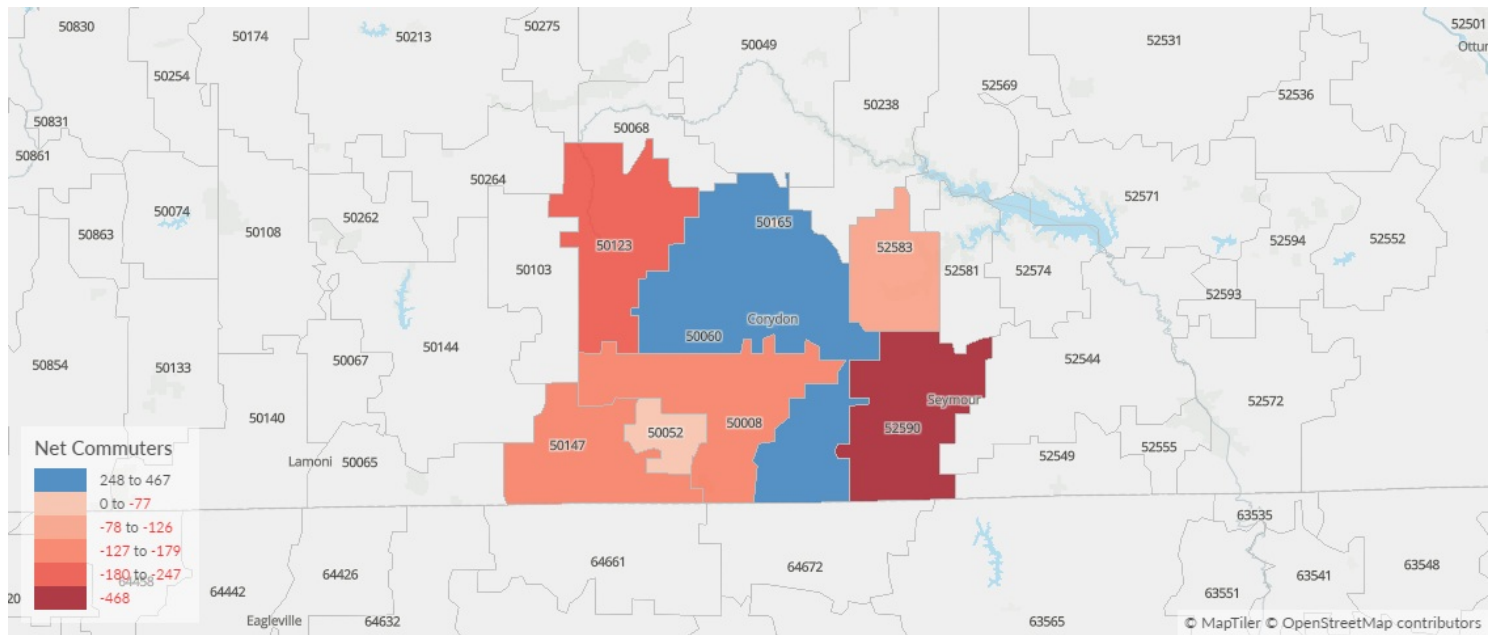


Property Crime

Wayne County, IA has 3.71 property crimes per 1,000 people. The national rate is 18.22 per 1,000 people.

Place of Work vs Place of Residence

Understanding where talent in Wayne County, IA currently works compared to where talent lives can help you optimize site decisions.



Where Talent Works

Where Talent Lives

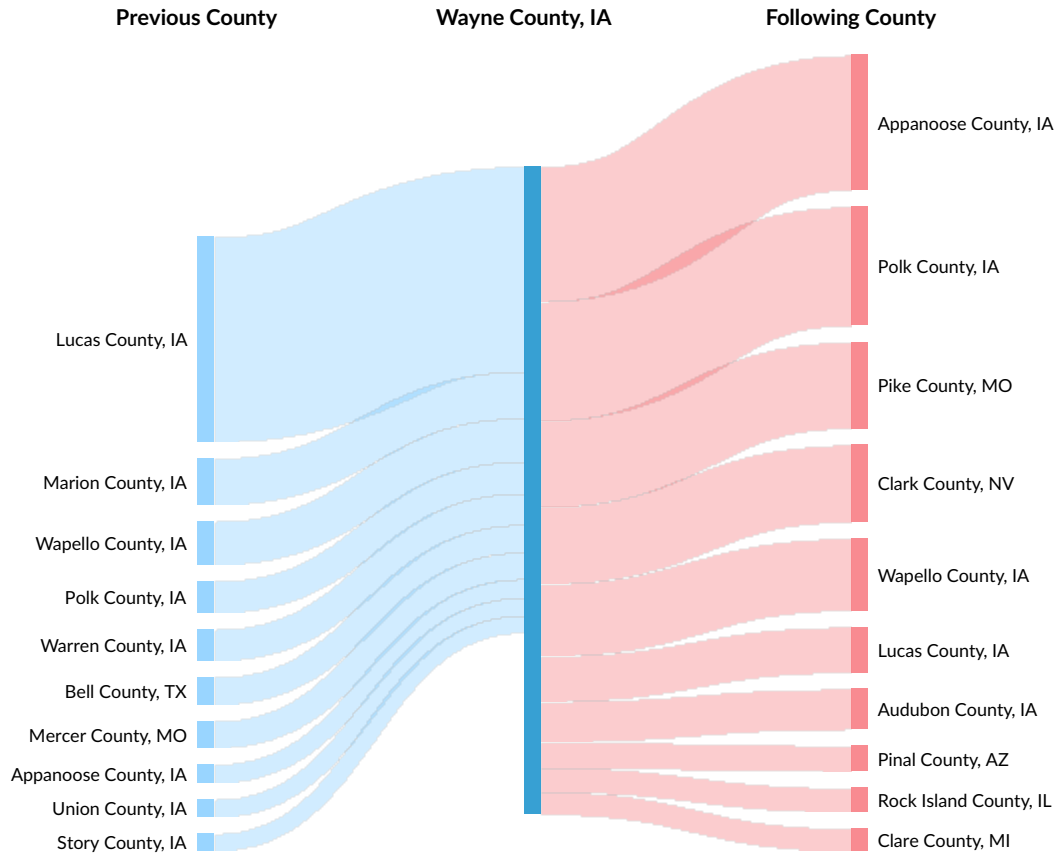
ZIP	Name	2023 Employment
50060	Corydon, IA (in Wayne c...	1,590
50123	Humeston, IA (in Wayne...	336
52590	Seymour, IA (in Wayne c...	218
50008	Allerton, IA (in Wayne c...	174
52583	Promise City, IA (in Way...	105

ZIP	Name	2023 Workers
50060	Corydon, IA (in Wayne c...	1,342
52590	Seymour, IA (in Wayne c...	686
50123	Humeston, IA (in Wayne...	516
50008	Allerton, IA (in Wayne c...	314
50147	Lineville, IA (in Wayne c...	228

Inbound and Outbound Migration

The table below analyzes past and current residents of Wayne County, IA. The left column shows residents of other counties migrating to Wayne County, IA. The right column shows residents migrating from Wayne County, IA to other counties.

As of 2021, 44 people have migrated from Lucas County, IA to Wayne County, IA. In the same year, 29 people left Wayne County, IA migrating to Appanoose County, IA. The total Net Migration for Wayne County, IA in 2021 was -26.

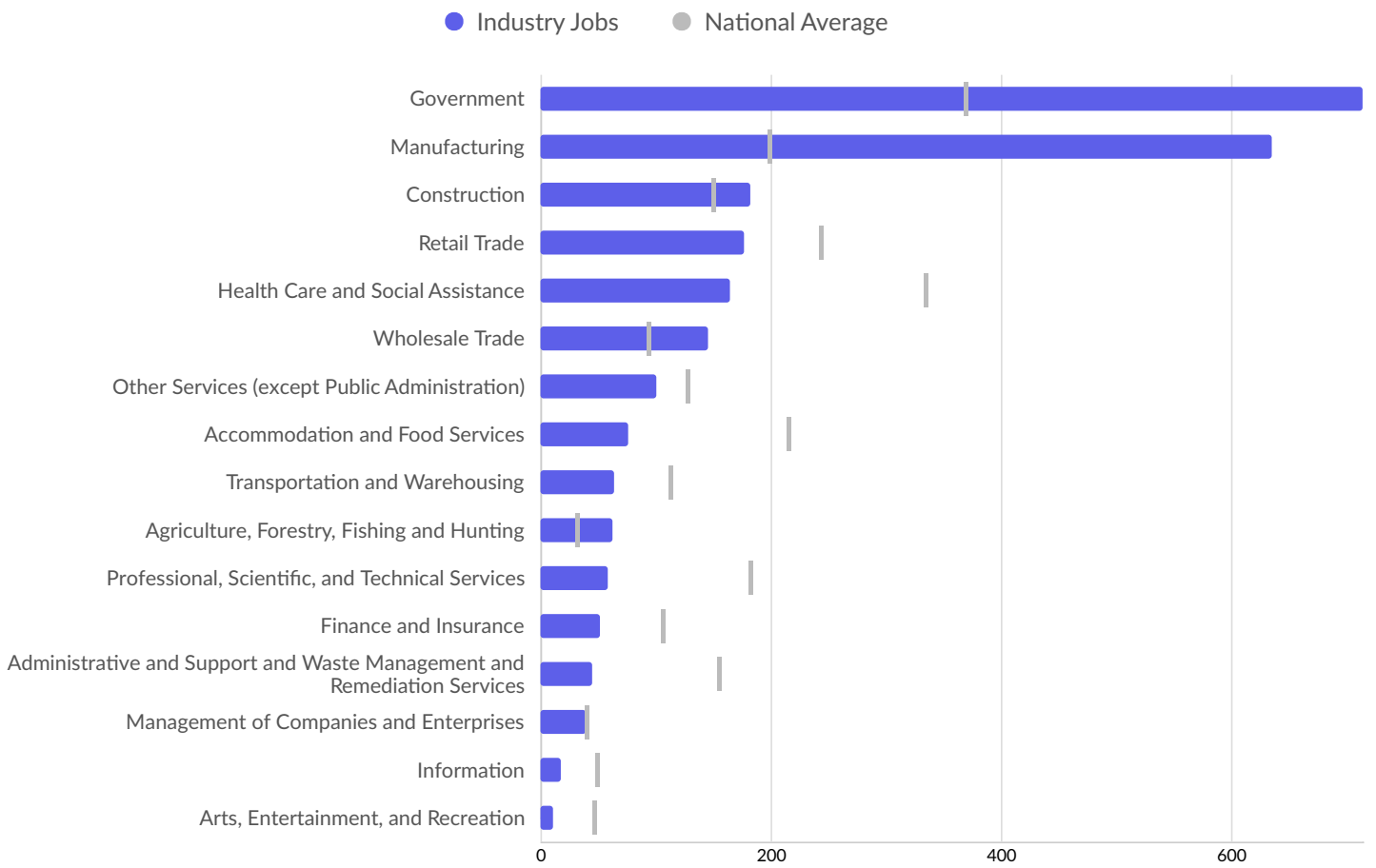


Top Previous Counties	Migrations
Lucas County, IA	44
Marion County, IA	10
Wapello County, IA	9
Polk County, IA	7
Warren County, IA	7
Bell County, TX	6

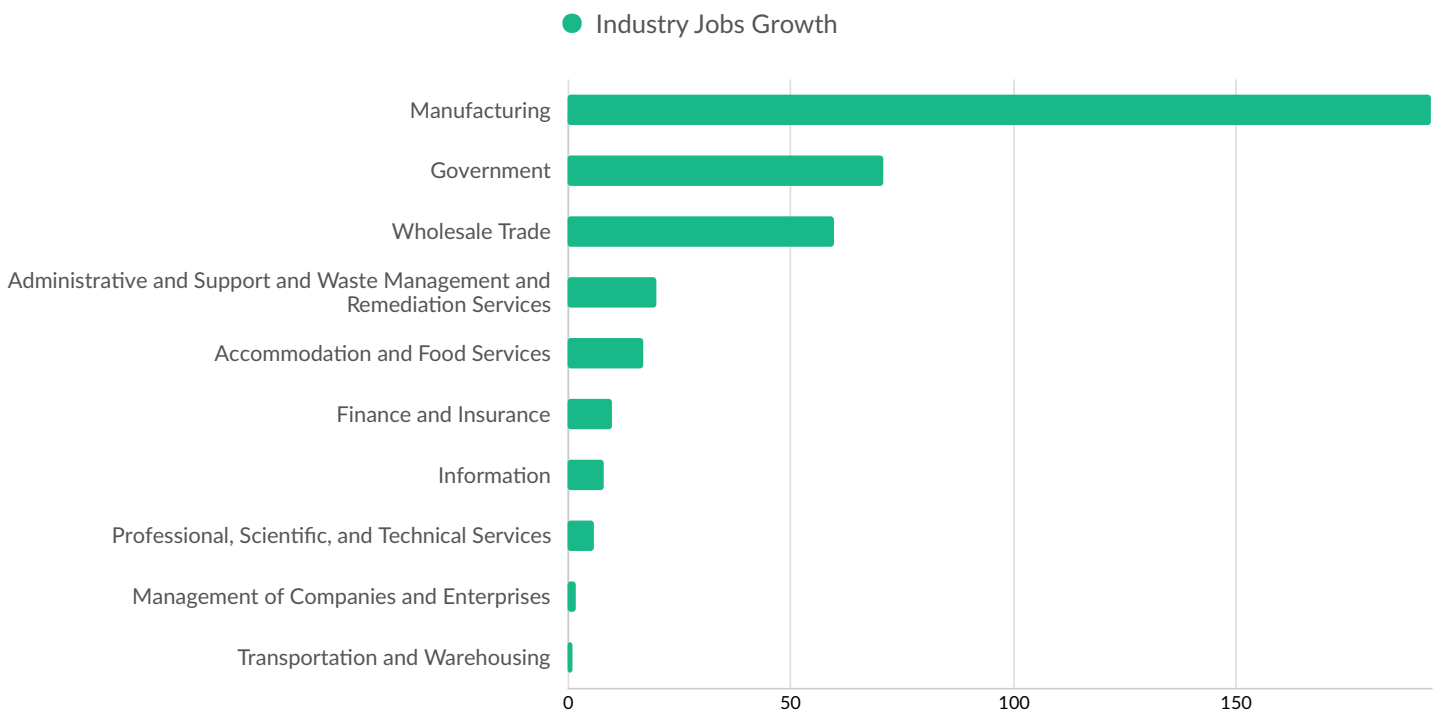
Top Previous Counties	Migrations
Mercer County, MO	6
Appanoose County, IA	4
Union County, IA	4
Story County, IA	4
Decatur County, IA	4
Park County, WY	3
Dallas County, IA	3
Linn County, IA	2
Mower County, MN	2
Top Following Counties	Migrations
Appanoose County, IA	29
Polk County, IA	25
Pike County, MO	18
Clark County, NV	16
Wapello County, IA	15
Lucas County, IA	10
Audubon County, IA	9
Pinal County, AZ	5
Rock Island County, IL	5
Clare County, MI	5
Benton County, IA	5
Hall County, NE	5
Grundy County, MO	4
Decatur County, IA	4
Dallas County, IA	4

Industry Characteristics

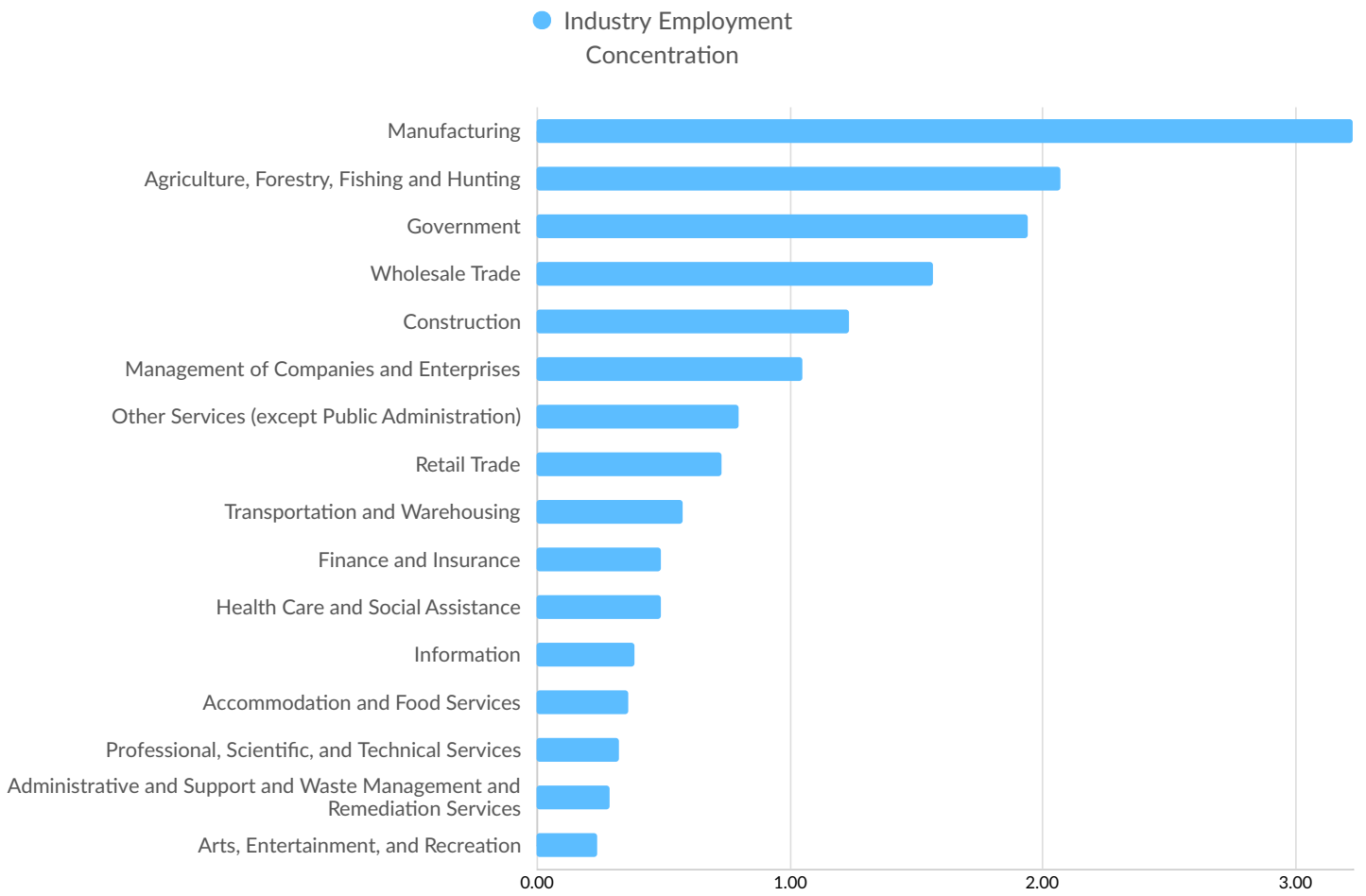
Largest Industries



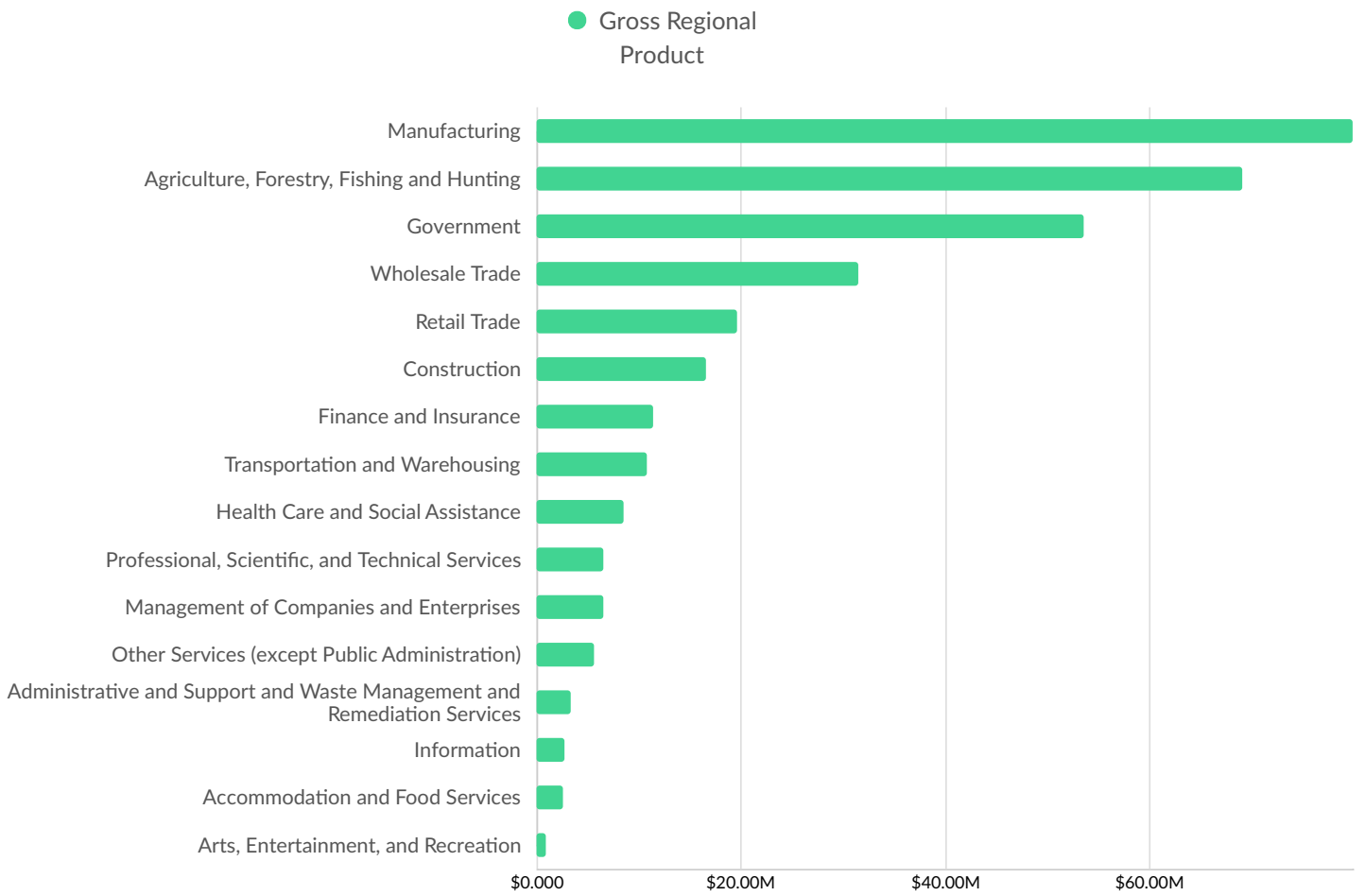
Top Growing Industries



Top Industry Employment Concentration



Top Industry GRP























Top Industry Earnings



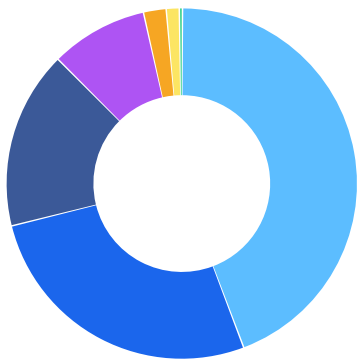
Business Characteristics

562 Companies Employ Your Workers

Online profiles for your workers mention 562 companies as employers, with the top 10 appearing below. In the last 12 months, 40 companies in Wayne County, IA posted job postings, with the top 10 appearing below.

Top Companies	Profiles	Top Companies Posting	Unique Postings
Wayne County Hospital And Cli...	47 	Care Initiatives	31 
Hy-Vee	18 	Wayne Community School Distr...	14 
East Penn Manufacturing	15 	Hy-Vee	11 
Shivvers Manufacturing	15 	Mfa	9 
Wayne Community School Dist	13 	First Interstate Bank	5 
Wayne Community School	10 	Roehl Transport	5 
Dairiconcepts	8 	East Penn Manufacturing	4 
Wayne Community School Distr...	8 	GPAC	4 
Wayne Community Schools	8 	Rehrig Pacific Company	4 
Mosaic	6 	Smithfield Foods	4 

Business Size

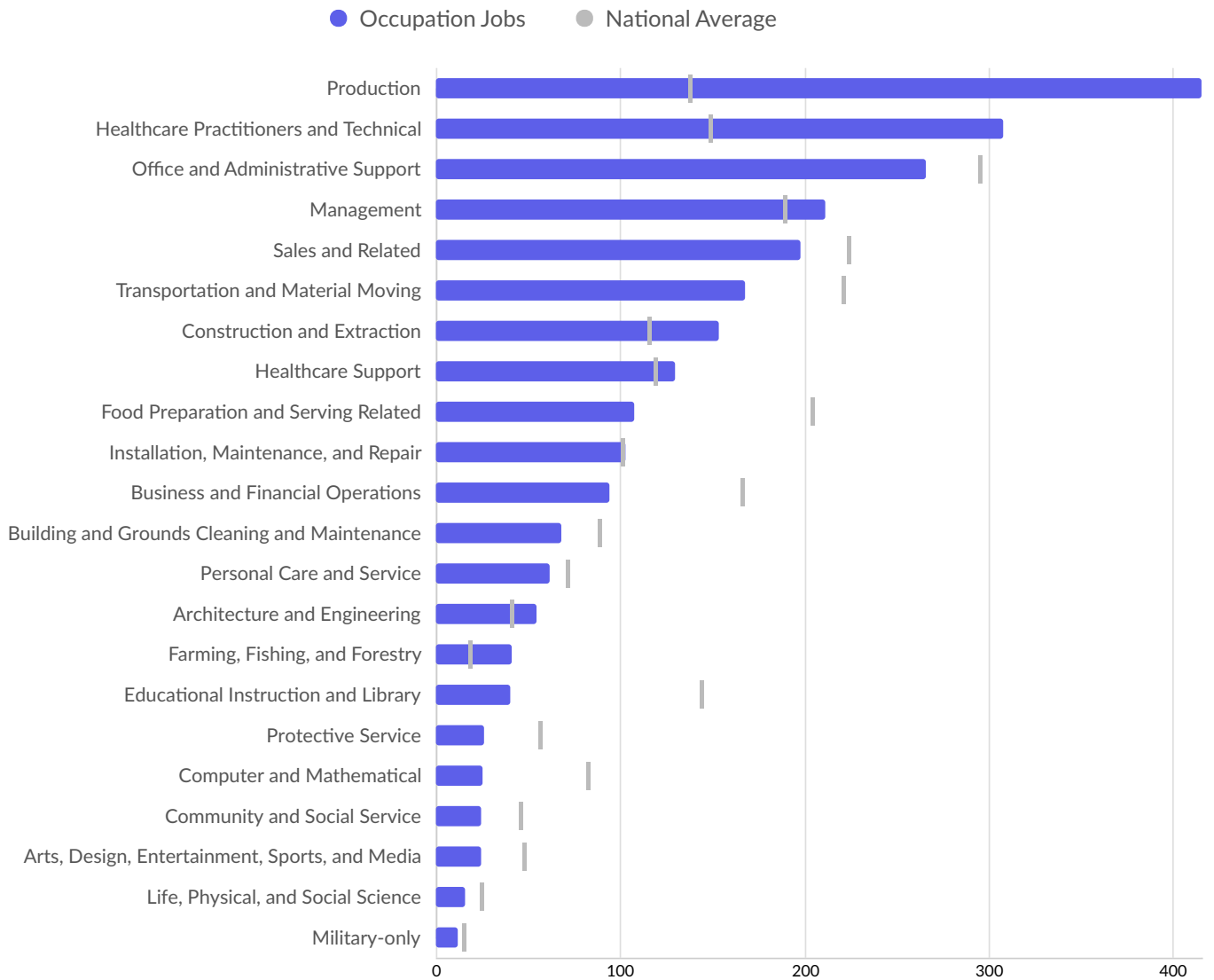


	Percentage	Business Count
● 1 to 4 employees	44.2%	148
● 5 to 9 employees	26.9%	90
● 10 to 19 employees	16.4%	55
● 20 to 49 employees	9.0%	30
● 50 to 99 employees	2.1%	7
● 100 to 249 employees	1.2%	4
● 250 to 499 employees	0.3%	1

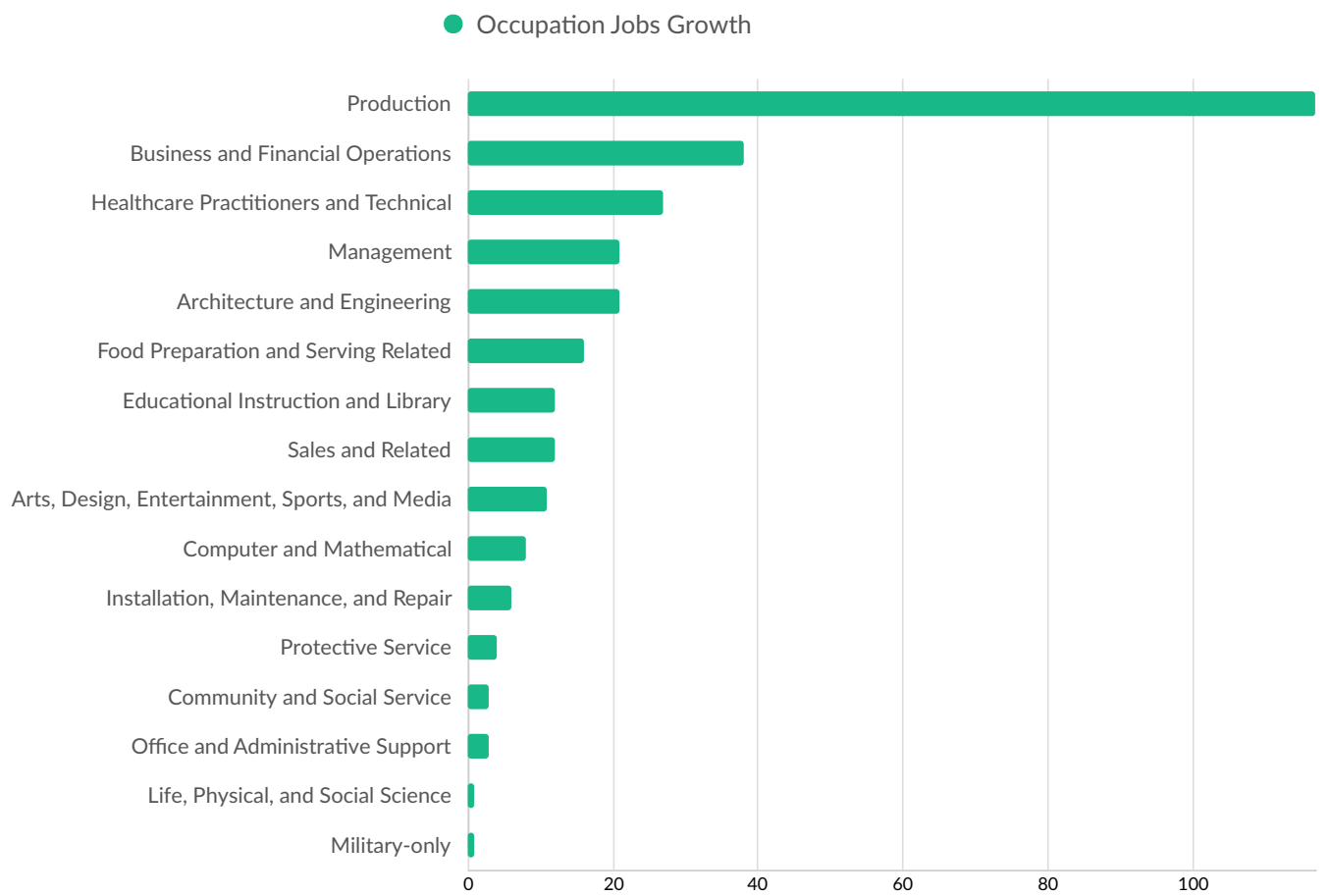
*Business Data by DatabaseUSA.com is third-party data provided by Lightcast to its customers as a convenience, and Lightcast does not endorse or warrant its accuracy or consistency with other published Lightcast data. In most cases, the Business Count will not match total companies with profiles on the summary tab.

Workforce Characteristics

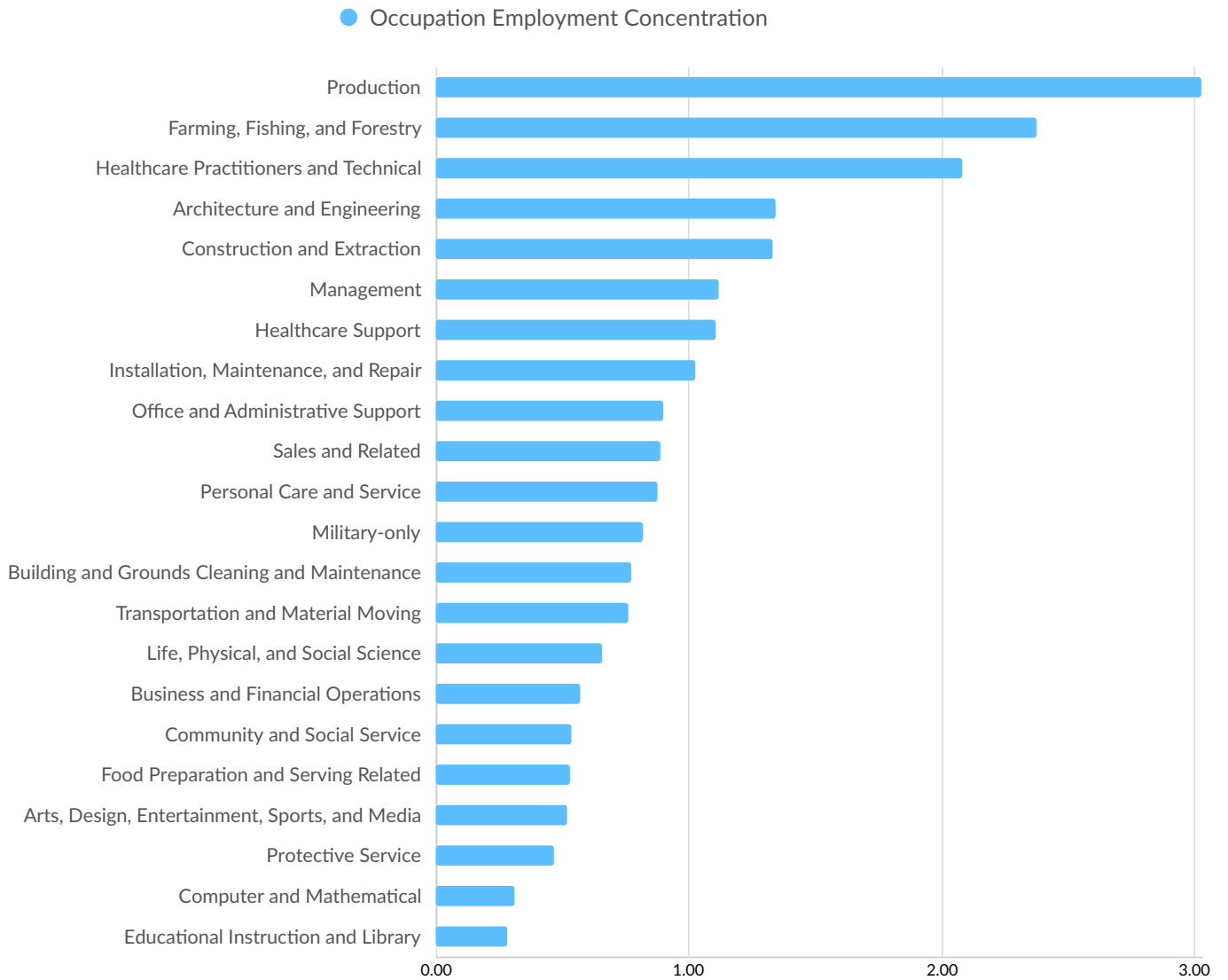
Largest Occupations



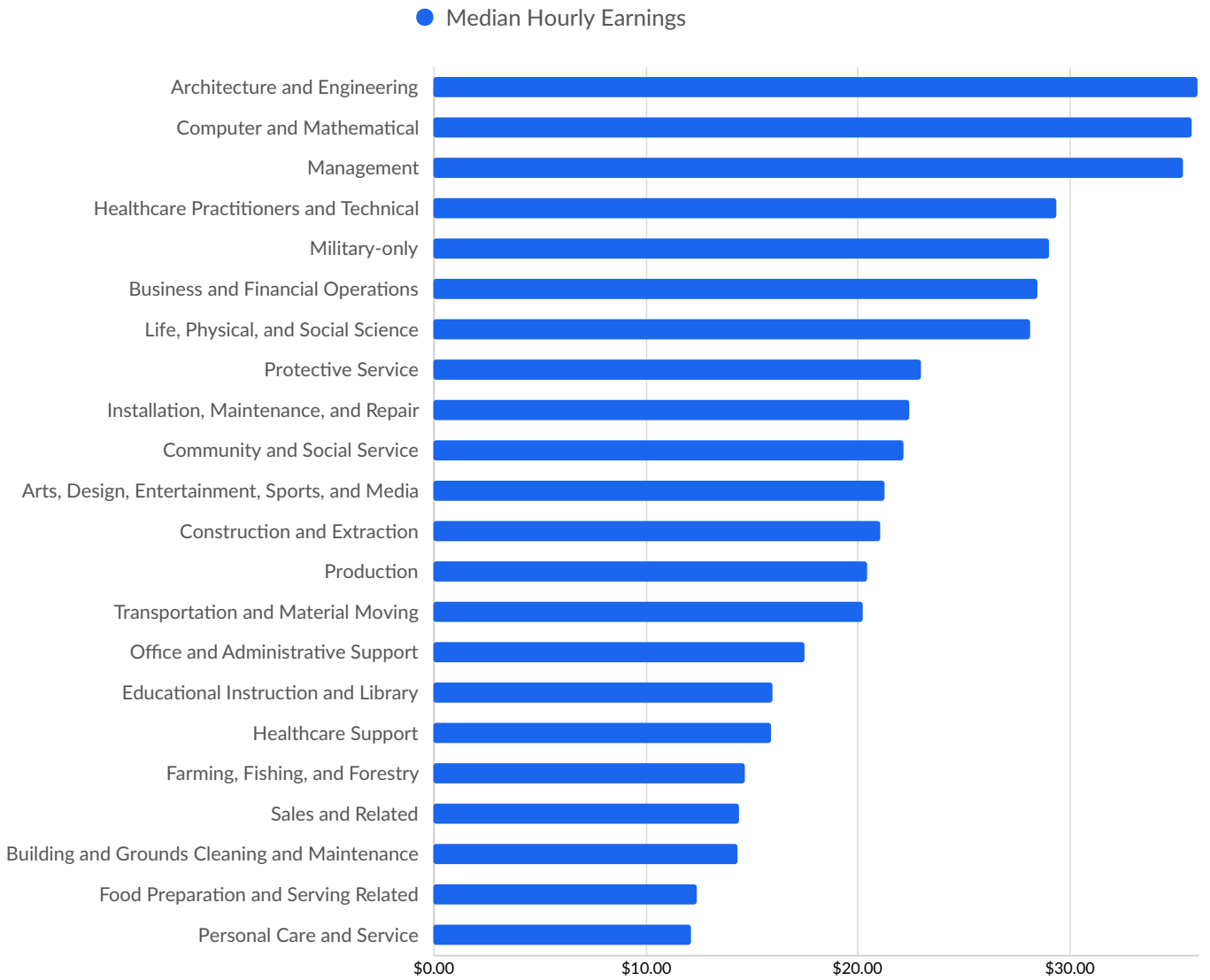
Top Growing Occupations



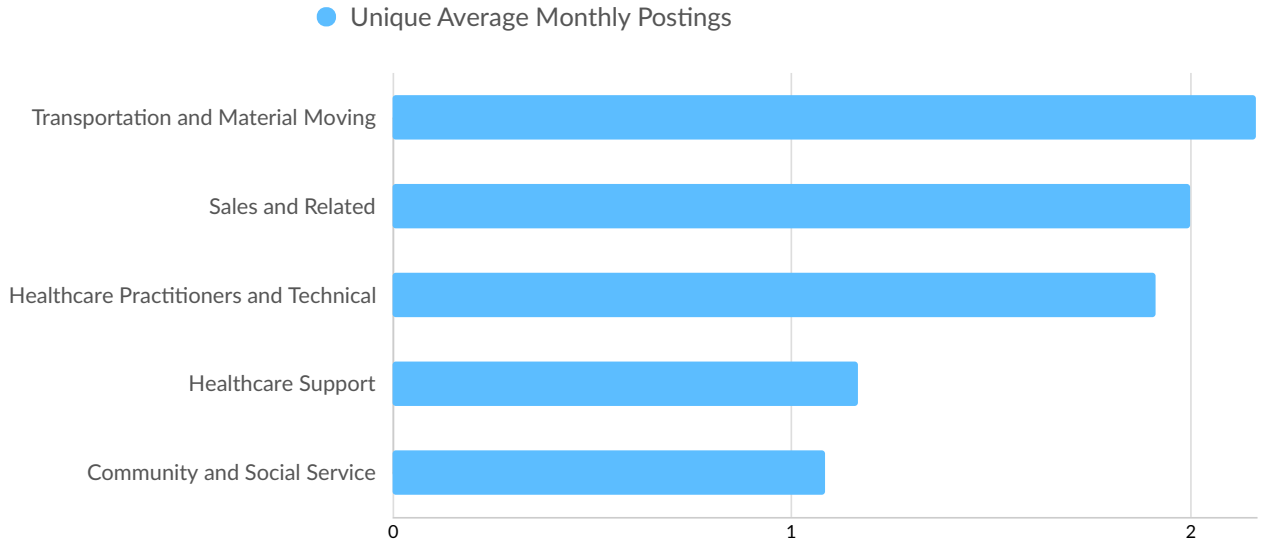
Top Occupation Employment Concentration



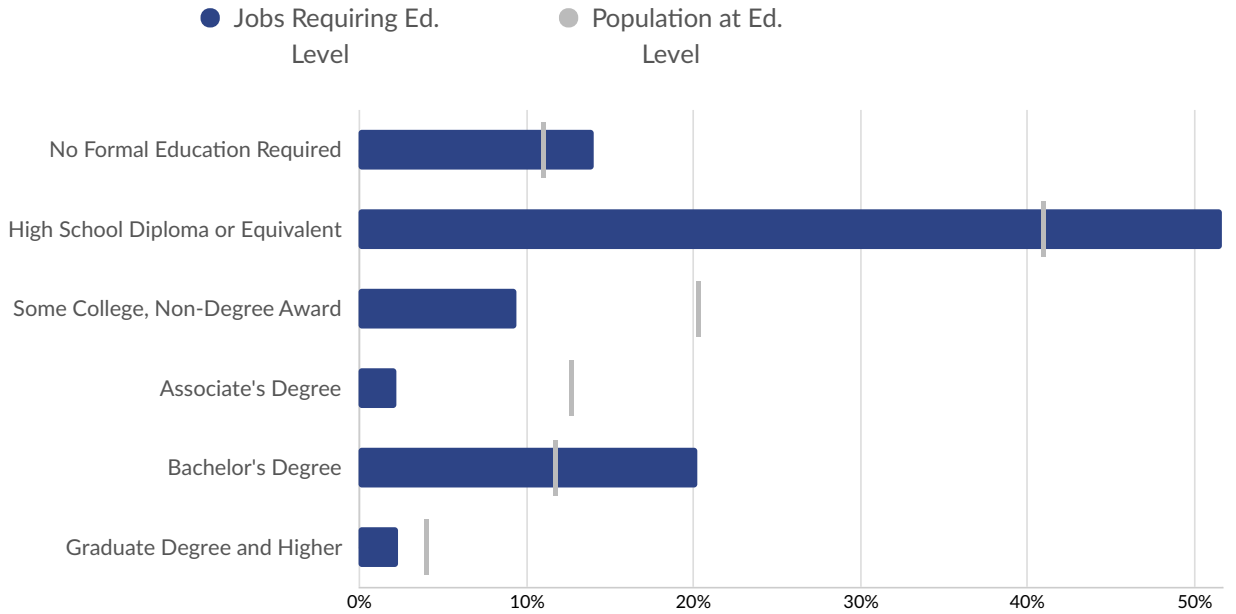
Top Occupation Earnings



Top Posted Occupations



Underemployment



Educational Pipeline

Over the last 4 years, no schools in Wayne County, IA produced graduates.

In-Demand Skills

